

GM Drug and Alcohol Strategic Outcomes Framework

2022/23 Headline Figures

Numbers in Treatment - All

Adults - All			Targets				
	Baseline (21/22)		Q4 22/23		Planned NIT (2022-23)	Actual % Change	Planned % Change
	(n)		(n)				
Bolton	2135		1978		2,214	-7.4%	4%
Bury	993		1005		1,015	1.2%	2%
Manchester	4133		4863		4,262	17.7%	3%
Oldham	1630		1623		1,712	-0.4%	5%
Rochdale	1831		2019		1,876	10.3%	2%
Salford	1931		1614		2,028	-16.4%	5%
Stockport	1840		1814		1,879	-1.4%	2%
Tameside	2179		2303		2,313	5.7%	6%
Trafford	1005		923		1,036	-8.2%	3%
Wigan	2672		2736		2,730	2.4%	2%
GM	20349		20878		21,065	2.6%	4%

Numbers in Treatment - Alcohol

Alcohol			Targets				
	Baseline (Q4 21/22)		Q4 22/23		Planned NIT (2022-23)	Actual % Change	Planned % Change
	(n)		(n)				
Bolton	499		440		519	-11.8%	4%
Bury	291		321		300	10.3%	3%
Manchester	898		1153		941	28.4%	5%
Oldham	435		475		457	9.2%	5%
Rochdale	528		575		553	8.9%	5%
Salford	632		534		664	-15.5%	5%
Stockport	661		658		687	-0.5%	4%
Tameside	616		704		659	14.3%	7%
Trafford	389		375		404	-3.6%	4%
Wigan	918		917		946	-0.1%	3%
GM	5867		6152		6,130	4.9%	4%

Numbers in Treatment – Non-Opiates Combined

Non-Opiates (Combined)			Targets				
	Baseline (Q4 21/22)		Q4 22/23		Planned NIT (2022-23)	Actual % Change	Planned % Change
	(n)		(n)				
Bolton	340		272		358	-20.0%	5%
Bury	244		211		250	-13.5%	2%
Manchester	997		1419		1,042	42.3%	5%
Oldham	477		437		501	-8.4%	5%
Rochdale	507		625		517	23.3%	2%
Salford	487		313		511	-35.7%	5%
Stockport	473		449		482	-5.1%	2%
Tameside	636		700		659	10.1%	4%
Trafford	242		190		248	-21.5%	2%
Wigan	751		810		769	7.9%	2%
GM	5154		5426		5,337	5.3%	4%

Numbers in Treatment - Opiates

Opiates				Targets		
	Baseline (Q4 21/22)		Q4 22/23	Planned NIT (2022-23)	Actual % Change	Planned % Change
	(n)		(n)			
Bolton	1296		1266	1,337	-2.3%	3%
Bury	458		473	465	3.3%	2%
Manchester	2238		2291	2,279	2.4%	2%
Oldham	718		711	754	-1.0%	5%
Rochdale	796		819	806	2.9%	1%
Salford	812		767	853	-5.5%	5%
Stockport	706		707	710	0.1%	1%
Tameside	927		899	973	-3.0%	5%
Trafford	374		358	384	-4.3%	3%
Wigan	1003		1009	1,015	0.6%	1%
GM	9328		9300	9,576	-0.3%	3%

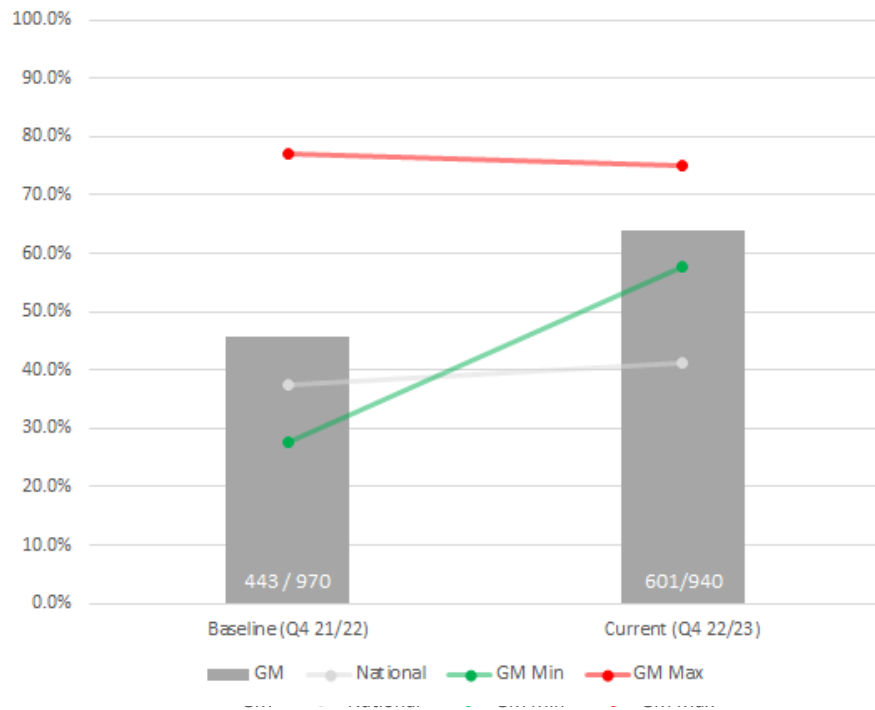
New Treatment Outcomes Measure: Data Completeness

- New treatment progress measure to replace successful completions
- Interactive online BETA updated monthly
- Relies on completion of all TOPs
- Each LA has a 'data completeness' measure, target above 80%

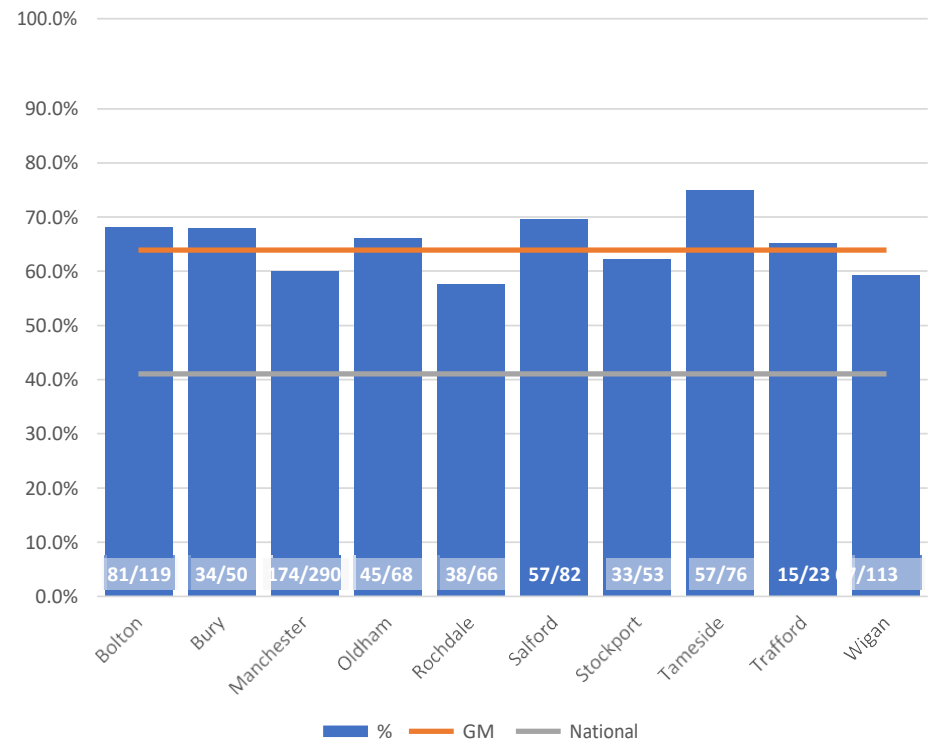
Mar-23	Data Completeness
Bolton	94%
Bury	95%
Manchester	93%
Oldham	94%
Rochdale	92%
Salford	93%
Stockport	86%
Tameside	93%
Trafford	94%
Wigan	96%
National	89%

Continuity of Care

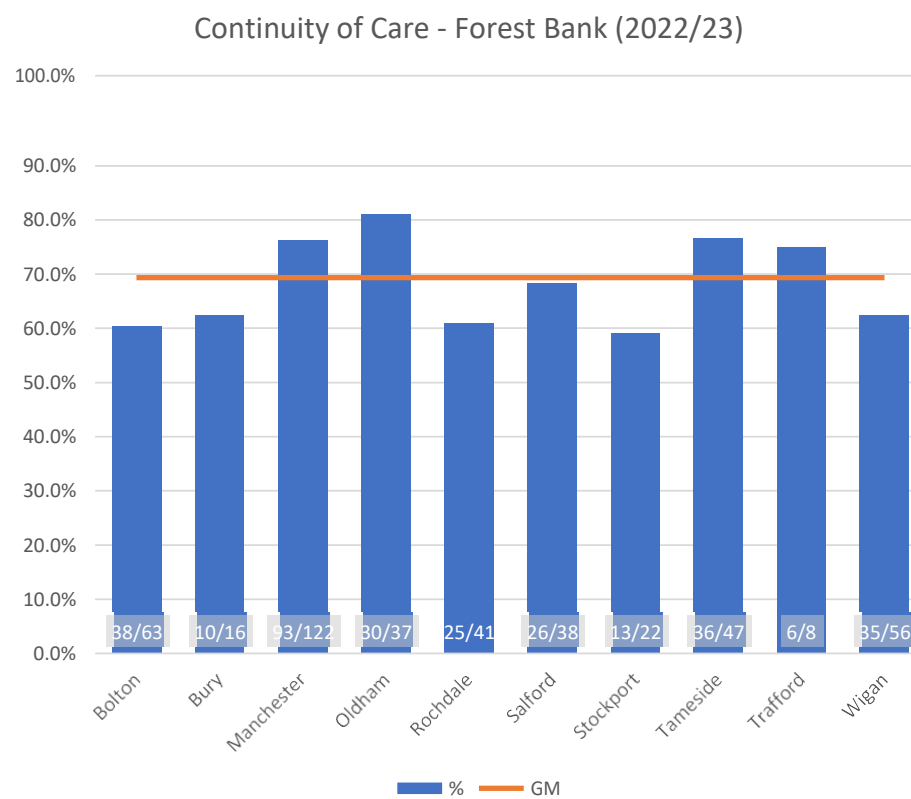
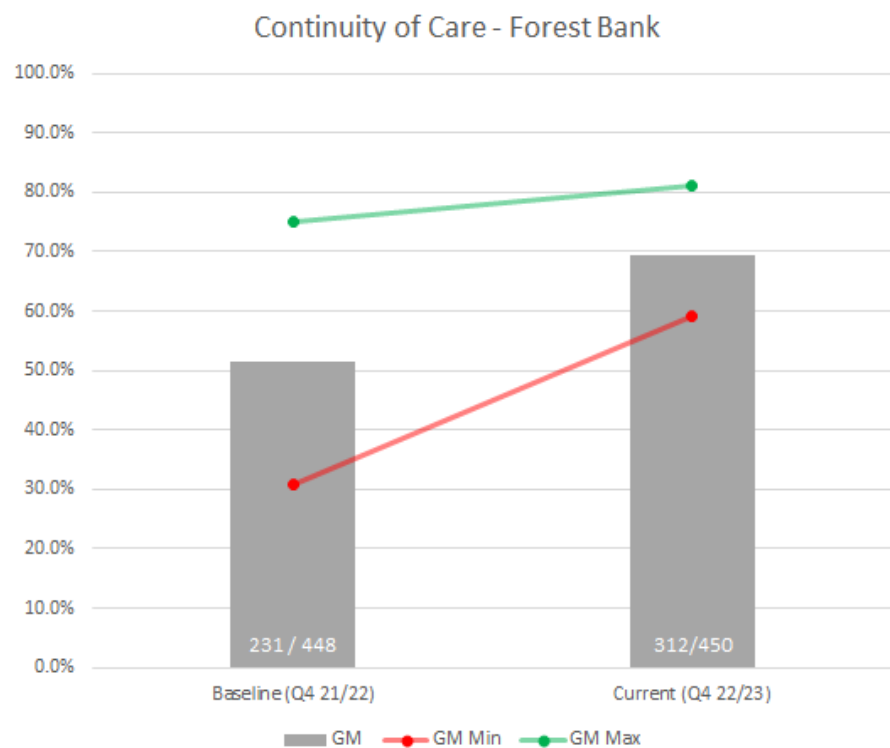
Continuity of Care



Continuity of Care (2022/23)



Continuity of Care – Forest Bank



Community Sentence Treatment Requirements (CSTR)

Community Sentence Treatment Requirements Ordered in GM by Quarter (Q3 21/22 - Q4 22/23)

