

***ADULTS SOCIAL CARE AND HEALTH SCRUTINY BOARD  
Overview & Scrutiny Committee  
Agenda***

Date Thursday 7 September 2023

Time 6.00 pm

Venue Crompton Suite, Civic Centre, Oldham, West Street, Oldham, OL1 1NL

Notes 1. DECLARATIONS OF INTEREST- If a Member requires advice on any item involving a possible declaration of interest which could affect his/her ability to speak and/or vote he/she is advised to contact Paul Entwistle or Constitutional Services at least 24 hours in advance of the meeting.

2. CONTACT OFFICER for this agenda is Constitutional Services Tel. or email

3. PUBLIC QUESTIONS - Any Member of the public wishing to ask a question at the above meeting can do so only if a written copy of the question is submitted to the contact officer by 12 noon on Date Not Specified.

4. FILMING - The Council, members of the public and the press may record / film / photograph or broadcast this meeting when the public and the press are not lawfully excluded. Any member of the public who attends a meeting and objects to being filmed should advise the Constitutional Services Officer who will instruct that they are not included in the filming.

Please note that anyone using recording equipment both audio and visual will not be permitted to leave the equipment in the room where a private meeting is held.

Recording and reporting the Council's meetings is subject to the law including the law of defamation, the Human Rights Act, the Data Protection Act and the law on public order offences.

Please also note the Public attendance Protocol on the Council's Website

[https://www.oldham.gov.uk/homepage/1449/attending\\_council\\_meetings](https://www.oldham.gov.uk/homepage/1449/attending_council_meetings)

MEMBERSHIP OF THE ADULTS SOCIAL CARE AND HEALTH SCRUTINY BOARD

Councillors Adams, Ball, Hamblett, J. Harrison, Hobin, S. Hussain, McLaren and Moores (Chair)



**Oldham**  
Council

Item No

9      Drugs and Alcohol Strategy : Adult Integrated Substance Misuse Treatment and Recovery in Oldham (Pages 1 - 28)

To receive and discuss an update on progress to date on embedding recommendations of the Government's 10-year drugs plan 'From harm to hope' and local work on policy implementation.

# GM Drug and Alcohol Strategic Outcomes Framework

2022/23 Headline Figures

## Numbers in Treatment - All

Page 2

Adults - All				Targets			
	Baseline (21/22)		Q4 22/23		Planned NIT (2022-23)	Actual % Change	Planned % Change
	(n)		(n)				
Bolton	2135		1978		2,214	-7.4%	4%
Bury	993		1005		1,015	1.2%	2%
Manchester	4133		4863		4,262	17.7%	3%
Oldham	1630		1623		1,712	-0.4%	5%
Rochdale	1831		2019		1,876	10.3%	2%
Salford	1931		1614		2,028	-16.4%	5%
Stockport	1840		1814		1,879	-1.4%	2%
Tameside	2179		2303		2,313	5.7%	6%
Trafford	1005		923		1,036	-8.2%	3%
Wigan	2672		2736		2,730	2.4%	2%
GM	20349		20878		21,065	2.6%	4%

## Numbers in Treatment - Alcohol

Page 3

Alcohol			Targets			
	Baseline (Q4 21/22)		Q4 22/23	Planned NIT (2022-23)	Actual % Change	Planned % Change
	(n)		(n)			
Bolton	499		440	519	-11.8%	4%
Bury	291		321	300	10.3%	3%
Manchester	898		1153	941	28.4%	5%
Oldham	435		475	457	9.2%	5%
Rochdale	528		575	553	8.9%	5%
Salford	632		534	664	-15.5%	5%
Stockport	661		658	687	-0.5%	4%
Tameside	616		704	659	14.3%	7%
Trafford	389		375	404	-3.6%	4%
Wigan	918		917	946	-0.1%	3%
GM	5867		6152	6,130	4.9%	4%

## Numbers in Treatment – Non-Opiates Combined

Page 4

Non-Opiates (Combined)					Targets		
	Baseline (Q4 21/22)		Q4 22/23		Planned NIT (2022-23)	Actual % Change	Planned % Change
	(n)		(n)				
Bolton	340		272		358	-20.0%	5%
Bury	244		211		250	-13.5%	2%
Manchester	997		1419		1,042	42.3%	5%
Oldham	477		437		501	-8.4%	5%
Rochdale	507		625		517	23.3%	2%
Salford	487		313		511	-35.7%	5%
Stockport	473		449		482	-5.1%	2%
Tameside	636		700		659	10.1%	4%
Trafford	242		190		248	-21.5%	2%
Wigan	751		810		769	7.9%	2%
GM	5154		5426		5,337	5.3%	4%

## Numbers in Treatment - Opiates

Opiates				Targets			
	Baseline (Q4 21/22)		Q4 22/23		Planned NIT (2022-23)	Actual % Change	Planned % Change
	(n)		(n)				
Bolton	1296		1266		1,337	-2.3%	3%
Bury	458		473		465	3.3%	2%
Manchester	2238		2291		2,279	2.4%	2%
Oldham	718		711		754	-1.0%	5%
Rochdale	796		819		806	2.9%	1%
Salford	812		767		853	-5.5%	5%
Stockport	706		707		710	0.1%	1%
Tameside	927		899		973	-3.0%	5%
Trafford	374		358		384	-4.3%	3%
Wigan	1003		1009		1,015	0.6%	1%
GM	9328		9300		9,576	-0.3%	3%

## New Treatment Outcomes Measure: Data Completeness

- New treatment progress measure to replace successful completions
- Interactive online BETA updated monthly
- Relies on completion of all TOPs
- Each LA has a 'data completeness' measure, target above 80%

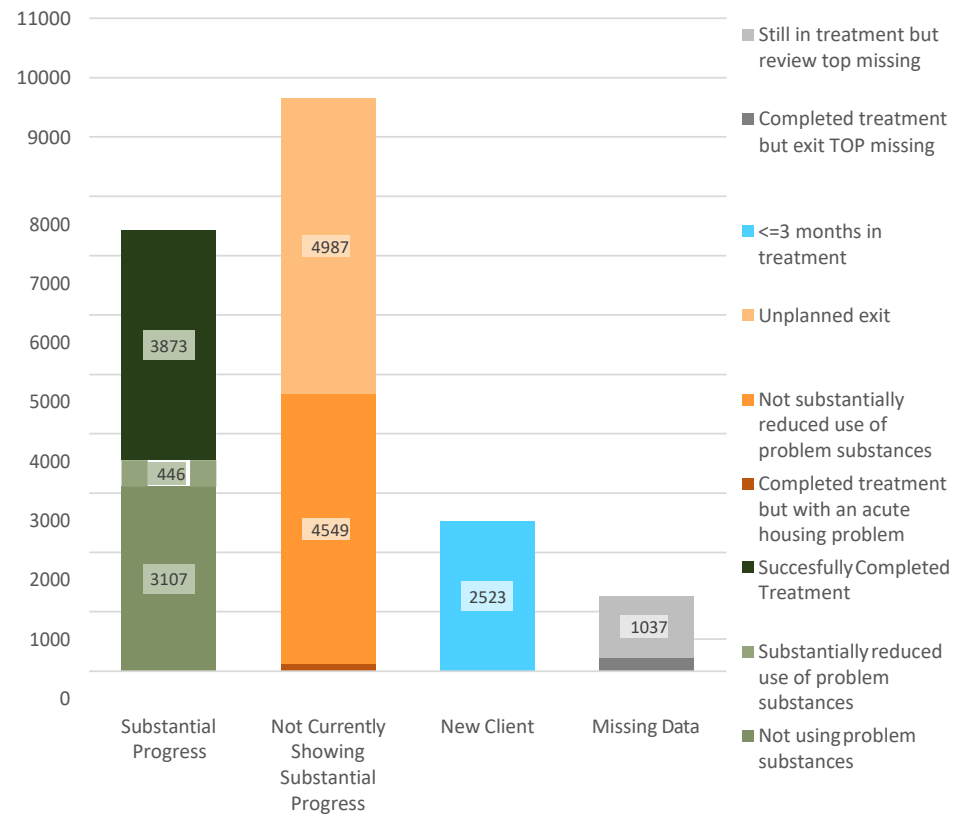
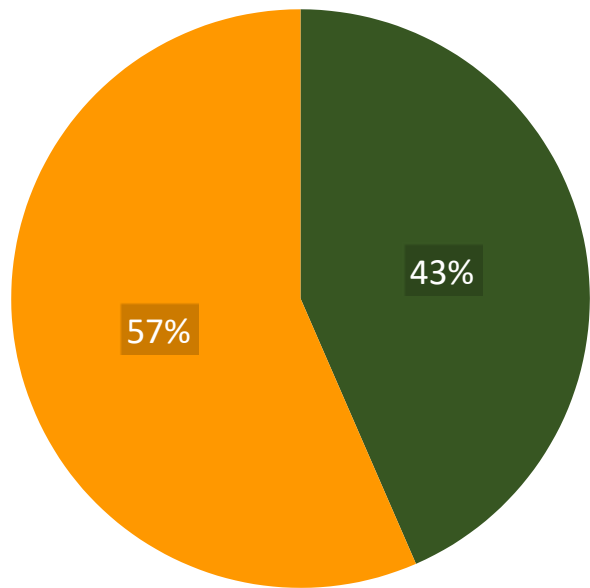
Mar-23	Data Completeness
Bolton	94%
Bury	95%
Manchester	93%
Oldham	94%
Rochdale	92%
Salford	93%
Stockport	86%
Tameside	93%
Trafford	94%
Wigan	96%
National	89%



# New Treatment Outcomes Measure: Local Outcomes Framework

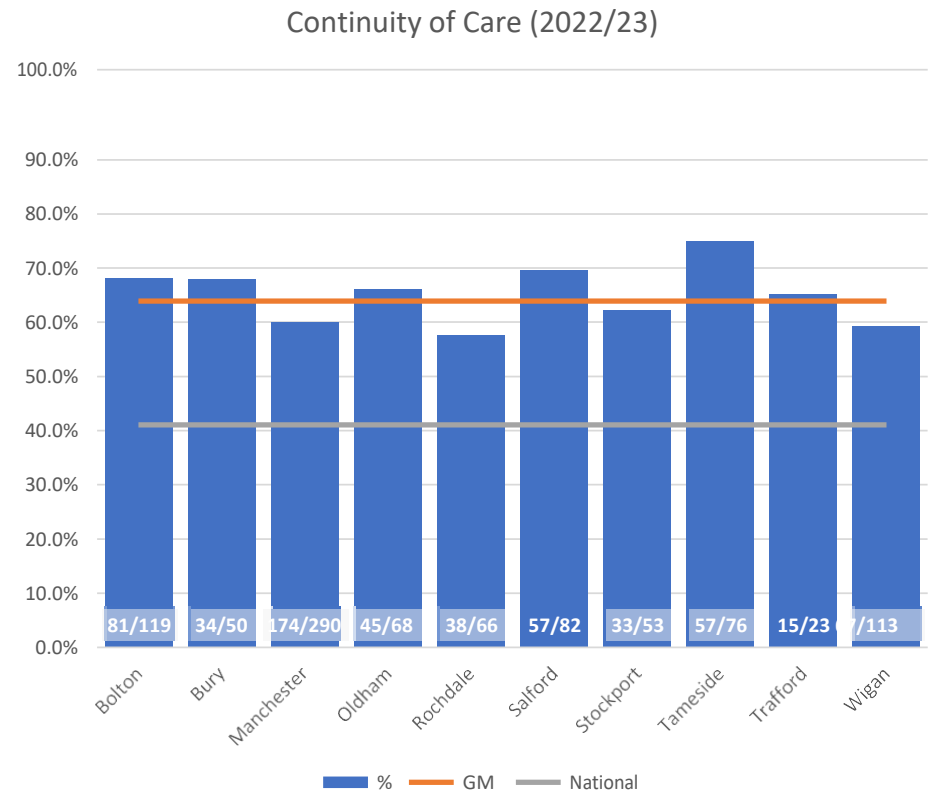
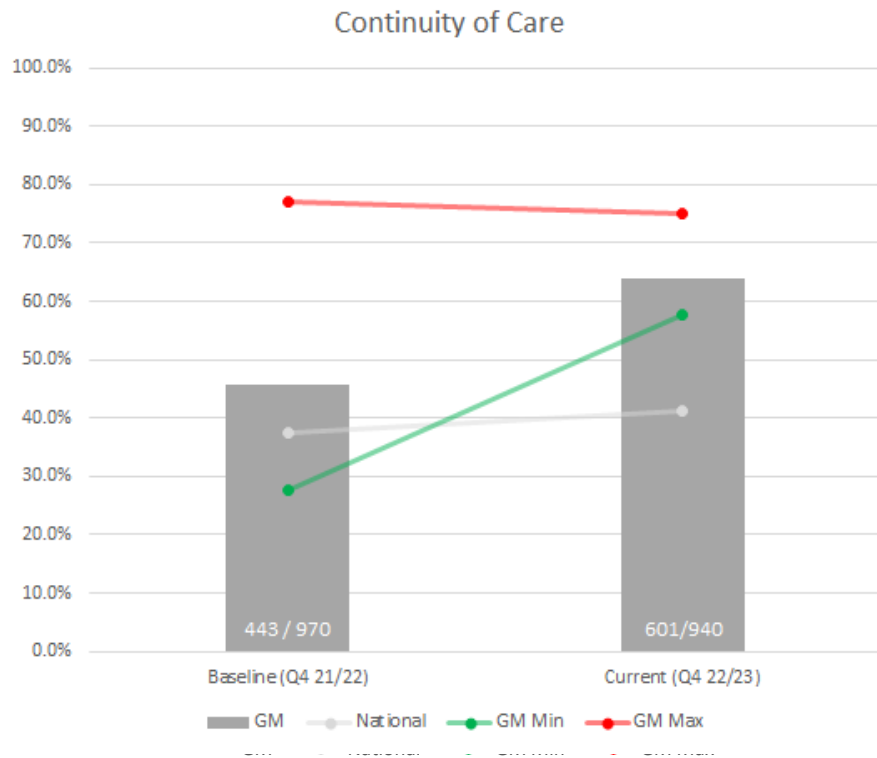
Page 7

■ Showing Substantial Progress ■ Not Currently Showing Substantial Progress



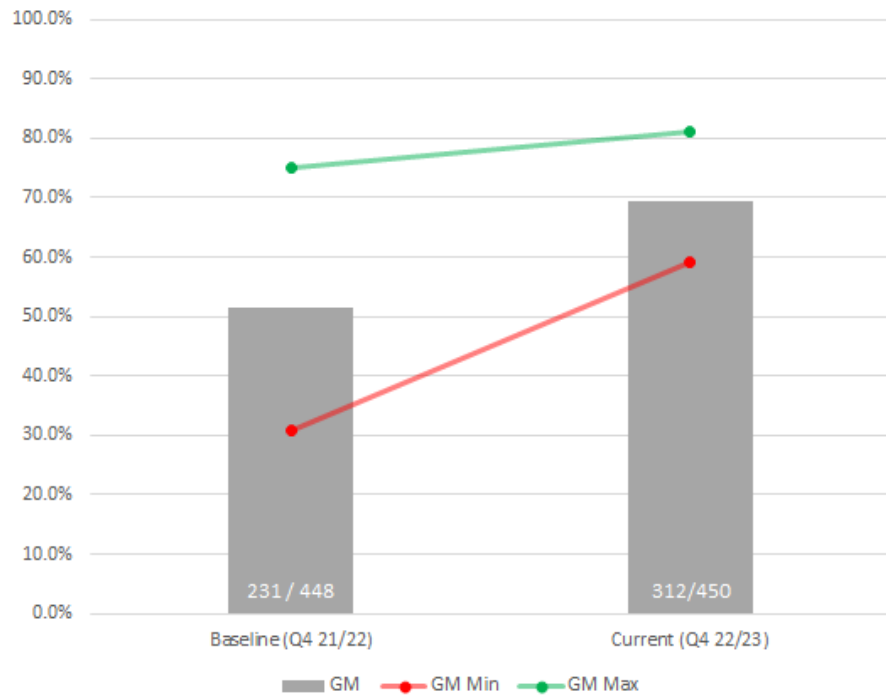
# Continuity of Care

Page 8

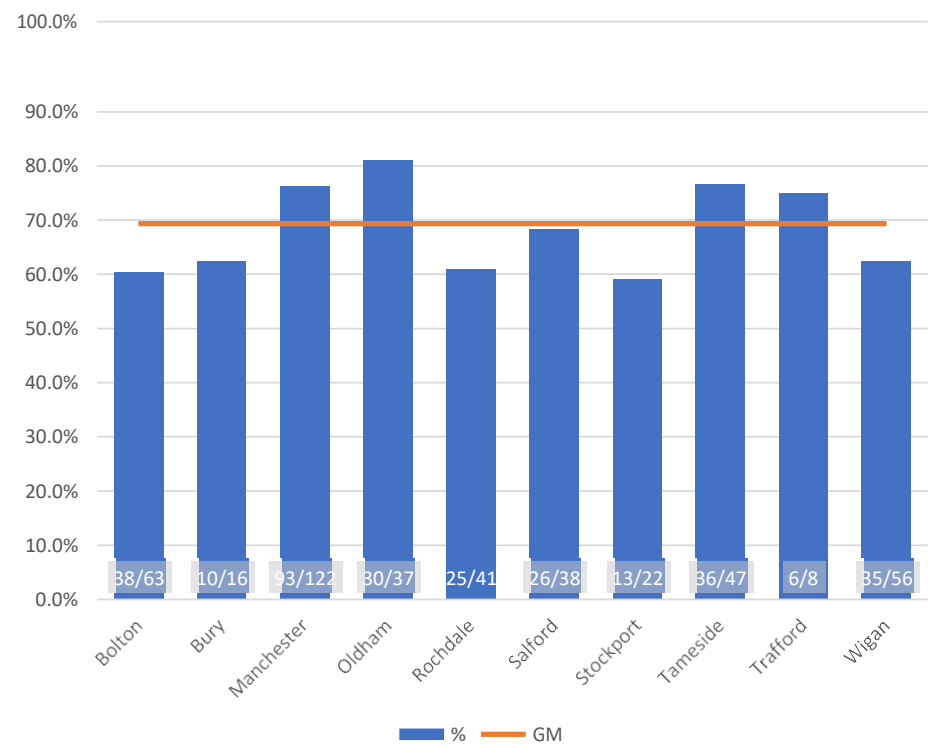


# Continuity of Care – Forest Bank

Continuity of Care - Forest Bank

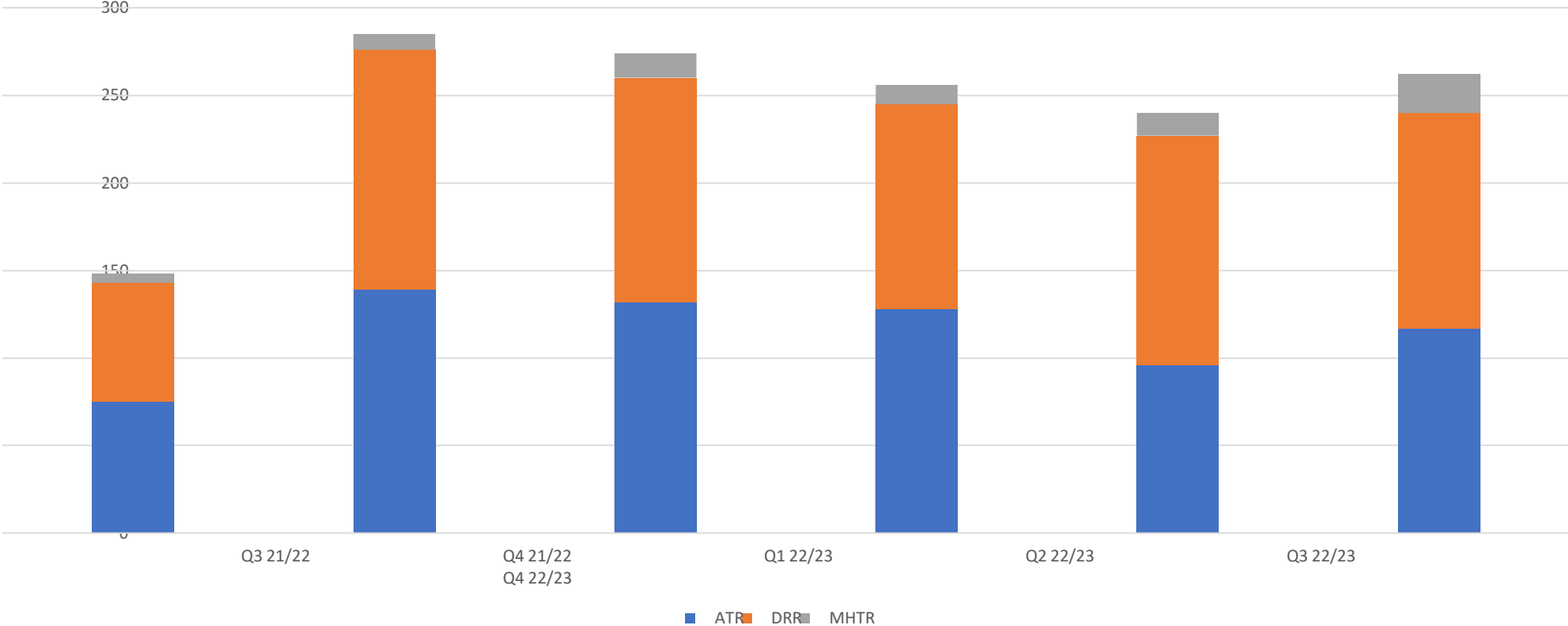


Continuity of Care - Forest Bank (2022/23)



# Community Sentence Treatment Requirements (CSTR)

Community Sentence Treatment Requirements Ordered in GM by Quarter (Q3 21/22 - Q4 22/23)



# Greater Manchester Combatting Drugs Partnership

## Delivery Plan Jan 2023 – March 2024

### Introduction

This first iteration of a GM Combatting Drugs Delivery Plan has been prepared for consideration by the GM Drug and Alcohol Transformation Board at its next meeting in February 2023. The Board fulfils the role of a Combating Drugs Partnership (CDP) for Greater Manchester responsible for local implementation of the National Drug Strategy.

The approved Delivery Plan will be made available to the national Joint Combatting Drugs Unit alongside other required documents, namely a GM Drug and Alcohol Strategic Outcomes Framework and a GM Joint Needs Assessment.

### Reference

Police – blue,
Probation – purple
Treatment – orange.

## 1. Delivery Plan

Ref.	Priority/Strategic Objective/ Action/Activity	Measure/Quality Standard	Lead (organisation/s)	Timeframe
<b>Priority 1: Break Drug Supply Chains</b>				
Strategic Objective 1.1: Targeting the 'middle market' – breaking the ability of gangs to supply drugs wholesale to neighbourhood dealers				
1.1.1	Programme Challenger will tackle active Organised Crime Groups (OCGs) across Greater Manchester; targeting those where drugs is the primary threat. Monthly Challenger SOC meetings will ensure a consistent approach against the objectives of OCGs individual 4P plans	<u>GM Outcomes Framework</u> <b>1. Outcome: Reduce Drug Supply</b> 1.2 Organised Crime Gang disruptions (moderate and major OCG disruptions)	GMP	TBC
Strategic Objective 1.2: Going after the money – disrupting drug gang operations and seizing their cash				
1.2.1	The Asset Detention and Recovery Team and the Account Freezing Order Team will work closely with OCG investigation teams to maximise opportunities for the disruption and seizure of assets and criminal funds	<u>GM Outcomes Framework</u> <b>1. Outcome: Reduce Drug Supply</b> 1.2 Organised Crime Gang disruptions (moderate and major OCG disruptions)	GMP	TBC
Strategic Objective 1.3: Rolling up county lines – bringing perpetrators to justice, safeguarding and supporting victims, and reducing violence and homicide				
1.3.1	Establishment of a central team of 1 Detective Inspector and 12 DCs/PCs, analysts and researchers, a Campaign and Engagement officer and a Partnership officer, to support delivery of the Prepare, Prevent and Protect strands of tackling county lines	<u>GM Outcomes Framework</u> <b>1. Outcome: Reduce Drug Supply</b> 1.1 Number of county lines closed	GMP	TBC
1.3.2	GMP will work in collaboration with Catch22, a Home Office Commissioned	<u>GM Outcomes Framework</u> <b>1. Outcome: Reduce Drug Supply</b>	GMP Catch22	TBC

Ref.	Priority/Strategic Objective/ Action/Activity	Measure/Quality Standard	Lead (organisation/s)	Timeframe
	service to provide interventions for children and young people most affected by exploitation, and the Complex Safeguarding teams in Greater Manchester	Note: An appropriate Safeguarding measure is under consideration	Local Authorities	
1.3.3	Challenger will work to better understanding the impact of SOC on communities and explore ways to best communicate activity being undertaken to tackle SOC, including improved working with emerging neighbourhood and place-based hubs	<u>GM Outcomes Framework</u> <b>1. Outcome: Reduce Drug Supply</b> 1.2 Organised Crime Gang disruptions (moderate and major OCG disruptions)	GMP	TBC
1.3.4	Develop the understanding of, and connectivity to, services and support for adult survivors of exploitation, particularly those of criminal exploitation including cuckooing	<u>GM Outcomes Framework</u> <b>1. Outcome: Reduce Drug Supply</b> Note: An appropriate Safeguarding measure is under consideration	GMP	TBC
1.3.5	Support interventions targeting children and young people subject to, or at risk of exploitation, including GMP's 'We Move' mentoring project.	<u>GM Outcomes Framework</u> <b>1. Outcome: Reduce Drug Supply</b> Note: An appropriate Safeguarding measure is under consideration	GMP (in partnership with the Diane Modahl Foundation, Oldham Boxing, Early Break and 42nd Street)	TBC
Strategic Objective 1.4: Tackling the retail market – improving targeting of local drug gangs and street dealing				
1.4.1	Commission a Drugs Market Profile to enable a more in depth understanding of the drugs markets, themes and issues within the GM communities	<u>GM Outcomes Framework</u> <b>2. Outcome: Reduce drug and alcohol related crime</b> 2.1 Drug Related Homicide 2.2 Neighbourhood Crime (made up of domestic burglary, personal robbery, vehicle offences and theft from the person)	GMP	TBC 2023

Ref.	Priority/Strategic Objective/ Action/Activity	Measure/Quality Standard	Lead (organisation/s)	Timeframe
1.4.2	Utilise the Drug Early Warning System (DEWS) and GM Trends research to provide improved understanding of existing and developing drug use trends	<u>GM Outcomes Framework</u> <b>2. Outcome: Reduce drug and alcohol related crime</b> 2.1 Drug Related Homicide 2.2 Neighbourhood Crime (made up of domestic burglary, personal robbery, vehicle offences and theft from the person)	GMCA	TBC
1.4.3	Implement Drugs thematic desk at Force Intelligence Bureau to enable daily scanning which will allow for an improved understanding of current intelligence and information	<u>GM Outcomes Framework</u> <b>2. Outcome: Reduce drug and alcohol related crime</b> 2.1 Drug Related Homicide 2.2 Neighbourhood Crime (made up of domestic burglary, personal robbery, vehicle offences and theft from the person)	GMP	TBC
Strategic Objective 1.5: Restricting the supply of drugs into prisons – applying technology and skills to improve security and detection				
1.5.1	Programme Challenger will launch Operation Gatehouse as a partnership response to tackle SOC related prison activity. Using a 4P plan and a range of tactics, it will address the supply of drugs and contraband into the four prison establishments within Greater Manchester	<u>GM Outcomes Framework</u> <b>7. Outcome: Reduce prevalence of drug and alcohol use</b> Note: An appropriate measure for drug use in prisons is under consideration at a national level	GMP	TBC
<b>Priority 2: Deliver a world-class treatment and recovery system</b>				
Strategic Objective 2.1: Delivering world-class treatment and recovery services – strengthening local authority commissioned substance misuse services for both adults and young people, and improving quality, capacity and outcomes				
2.1.1	Commission Drug & Alcohol Related Deaths (DARD) Panels to enable	<u>GM Outcomes Framework</u> <b>3. Reduce health harms and mortality</b> 3.1 Deaths from Drug Misuse	GMCA Local Authorities	Continue with current arrangement until 31 <sup>st</sup> August 2023



Ref.	Priority/Strategic Objective/ Action/Activity	Measure/Quality Standard	Lead (organisation/s)	Timeframe
	learning from deaths occurring within and outside of the treatment system.	3.2 Alcohol specific deaths 3.3 Deaths in treatment		Commission new DARD panel service (subject to agreement of local authorities) to start 1 <sup>st</sup> September 2023
2.1.2	Commission substance misuse services for Probation clients in collaboration with Local Authorities to ensure the strongest and most co-ordinated approach is delivered	<u>GMPS measure</u> GMIRS services commissioned through LA arrangements  <u>GM Outcomes Framework</u> <b>4. Outcome: Increase Engagement in Treatment</b> 4.3 Numbers entering community-based treatment within three weeks of release from prison 4.4 Community Sentence Treatment Requirement commencements and successful completions 4.5 Proportion of people in the criminal justice system with an identified substance misuse need that receive appropriate treatment	GMPS GMCA Local Authorities	April 2023
Strategic Objective 2.2: Strengthening the professional workforce – developing and delivering a comprehensive substance misuse workforce strategy				
2.2.1	Ensure GM Probation Service staff are fully engaged with local providers, understand provider workforce strategies including contractual remit	<u>GM Outcomes Framework</u> <b>4. Outcome: Increase Engagement in Treatment</b> 4.3 Numbers entering community-based treatment within three weeks of release from prison	GMPS	TBC

Ref.	Priority/Strategic Objective/ Action/Activity	Measure/Quality Standard	Lead (organisation/s)	Timeframe
		4.4 Community Sentence Treatment Requirement commencements and successful completions 4.5 Proportion of people in the criminal justice system with an identified substance misuse need that receive appropriate treatment		
2.2.2	Service providers to link as needed to the OHID North West workforce forum for learning and support in increasing capacity and quality of the workforce	<u>Local authority agreed targets &amp; measures</u> 2.3 Workforce (see page 16)	Service Providers OHID	TBC
Strategic Objective 2.3: Ensuring better integration of services – making sure that people’s physical and mental health needs are addressed to reduce harm and support recovery, and joining up activity to maximise impact across criminal justice, treatment, broader health and social care, and recovery				
2.3.1	Develop GM standards and pathways relating to co-occurring conditions of mental health and substance use	<u>GM Outcomes Framework</u> <b>5. Outcome: Increase numbers achieving and sustaining recovery</b> Note: An appropriate measure for accessing mental health treatment is under consideration	GMCA GM ICP	June 2023
2.3.2	GMPS Health and Justice managers fully engaged with delivery plan activity. GMPS strategic health leads to support and drive activity staff and the judiciary	<u>GMPS measure</u> Recruitment concluded and posts filled  <u>GM Outcomes Framework</u> <b>5. Outcome: Increase numbers achieving and sustaining recovery</b> 5.1 Treatment effectiveness measure	GMPS	January 2023
2.3.3	Roll out Mental Health Treatment Requirements across all GM Boroughs and increase usage of MHTR.	<u>GMPS measure</u> Bolton and Trafford in place Roll out to Manchester and Salford Roll out to all other boroughs	GMPS	Complete March 2023 March 2024

Ref.	Priority/Strategic Objective/ Action/Activity	Measure/Quality Standard	Lead (organisation/s)	Timeframe
		<u>GM Outcomes Framework</u> <b>5. Outcome: Increase numbers achieving and sustaining recovery</b> Note: An appropriate measure for accessing mental health treatment is under consideration		
2.3.4	Commission Welfare Hubs across all 10 Local Authorities	<u>GMPS measure</u> Service tendered and commenced  <u>GM Outcomes Framework</u> <b>5. Outcome: Increase numbers achieving and sustaining recovery</b> 5.1 Treatment effectiveness measure	GMPS	June 2023
Strategic Objective 2.4: Improving access to accommodation alongside treatment – access to quality treatment for everyone sleeping rough, and better support for accessing and maintaining secure and safe housing				
2.4.1	Work with stakeholders to understand volume and level of need across cohort, structural barriers faced by clients, and review provision	<u>GM Outcomes Framework</u> <b>5. Outcome: Increase numbers achieving and sustaining recovery</b> 5.1 Treatment effectiveness measure	GMCA Local authorities	October 2023
2.4.2	Continue to deliver CAS3 provision including wrap around support for all prison, Approved Premises and BASS leavers who are at risk of or are homeless on release	<u>GMPS measure</u> Meet or exceed national occupancy target for CAS3 (80%)  <u>GM Outcomes Framework</u> <b>5. Outcome: Increase numbers achieving and sustaining recovery</b> Note: An appropriate measure for accessing stable accommodation is under consideration	GMPS	TBC

Ref.	Priority/Strategic Objective/ Action/Activity	Measure/Quality Standard	Lead (organisation/s)	Timeframe
2.4.3	GMPS HPT to support development of accommodation solutions/commissioning opportunities for homeless POPs who have a substance misuse need	<u>GM Outcomes Framework</u> <b>5. Outcome: Increase numbers achieving and sustaining recovery</b> Note: An appropriate measure for accessing stable accommodation is under consideration	GMPS	TBC
Strategic Objective 2.5: Improving employment opportunities – linking employment support and peer support to Jobcentre Plus services				
2.5.1	Work with stakeholders to understand volume and level of need across cohort, structural barriers faced by clients, and review provision	<u>GM Outcomes Framework</u> <b>5. Outcome: Increase numbers achieving and sustaining recovery</b> Note: An appropriate measure for Undertaking meaningful activity, including employment is under consideration	GMCA Job Centre Plus Local authorities	December 2023
2.5.2	Promote the use of CFO hubs and activities for individuals with a substance misuse need and develop links with substance misuse provider services	<u>GMPS measure</u> CFO hubs and substance misuse services working together  <u>GM Outcomes Framework</u> <b>5. Outcome: Increase numbers achieving and sustaining recovery</b> Note: An appropriate measure for Undertaking meaningful activity, including employment is under consideration	GMPS	TBC
2.5.3	GMPS Employment strategy to embed support for POPs with a substance misuse need – including those sentenced to Un-paid Work	<u>GMPS measure</u> Strategy launched  <u>GM Outcomes Framework</u> <b>5. Outcome: Increase numbers achieving and sustaining recovery</b>	GMPS	TBC

Ref.	Priority/Strategic Objective/ Action/Activity	Measure/Quality Standard	Lead (organisation/s)	Timeframe
		Note: An appropriate measure for Undertaking meaningful activity, including employment is under consideration		
Strategic Objective 2.6: Increasing referrals into treatment in the criminal justice system – specialist drug workers delivering improved outreach and support treatment requirements as part of community sentences so offenders engage in drug treatment				
2.6.1	GMPS to develop performance and MI reporting for the probation caseload at a GM, Court and LA level in preparation for reporting to the GM Operational steering group and D&A transformation board	<u>GMPS measure</u> MI and performance structures in place  <u>GM Outcomes Framework</u> <b>4. Outcome: Increase Engagement in Treatment</b> 4.3 Numbers entering community-based treatment within three weeks of release from prison 4.4 Community Sentence Treatment Requirement commencements and successful completions 4.5 Proportion of people in the criminal justice system with an identified substance misuse need that receive appropriate treatment	GMPS	TBC
2.6.2	A DRR screening tool will be introduced at the sentencing stage to support Court staff to consider more DRR proposals.	<u>GMPS measure</u> Screening tool embedded across GM courts  <u>GM Outcomes Framework</u> <b>4. Outcome: Increase Engagement in Treatment</b>	GMPS	TBC

Ref.	Priority/Strategic Objective/ Action/Activity	Measure/Quality Standard	Lead (organisation/s)	Timeframe
		4.4 Community Sentence Treatment Requirement commencements and successful completions 4.5 Proportion of people in the criminal justice system with an identified substance misuse need that receive appropriate treatment		
2.6.3	Probation In-house DRR drug testing due to commence in Feb 2023. Launch of national staff guidance in relation to drug testing by 31st Jan 2023	<u>GMPS measure</u> Drug testing commenced and operating successfully  <u>GM Outcomes Framework</u> <b>4. Outcome: Increase Engagement in Treatment</b> 4.5 Proportion of people in the criminal justice system with an identified substance misuse need that receive appropriate treatment	GMPS	TBC
2.6.4	Local commissioners and treatment service providers to ensure co-location of treatment workers with Probation Delivery Units	<u>GM Outcomes Framework</u> <b>4. Outcome: Increase Engagement in Treatment</b> 4.5 Proportion of people in the criminal justice system with an identified substance misuse need that receive appropriate treatment	GMPS Service Providers Local Authorities	April 2023
Strategic Objective 2.7: Keeping people engaged in treatment after release from prison – improving engagement of people before they leave prison and ensuring better continuity of care in the community				
2.7.1	Work with stakeholders to finalise client pathway from HMP Forest Bank to community services ensuring that Probation are involved with prison	<u>GM Outcomes Framework</u> <b>4. Outcome: Increase Engagement in Treatment</b>	GMCA GMPS	Jan 2023

Ref.	Priority/Strategic Objective/ Action/Activity	Measure/Quality Standard	Lead (organisation/s)	Timeframe
	releases at relevant stages and recorded on databases	4.3 Numbers entering community-based treatment within three weeks of release from prison		
2.7.2	Work with HMP Styal to introduce a standardised pathway from prison to community services ensuring that Probation are involved with prison releases at relevant stages and recorded on databases	<u>GM Outcomes Framework</u> <b>4. Outcome: Increase Engagement in Treatment</b> 4.3 Numbers entering community-based treatment within three weeks of release from prison	GMCA GMPS	July 2023
2.7.3	Ensure appropriate referrals are made to Reconnect service.	<u>GMPS measure</u> Increase percentage of clients referred  <u>GM Outcomes Framework</u> <b>4. Outcome: Increase Engagement in Treatment</b> 4.3 Numbers entering community-based treatment within three weeks of release from prison	GMPS	TBC
<b>Priority 3: Achieve a generational shift in the demand for drugs</b>				
Strategic Objective 3.1: Applying tougher and more meaningful consequences – ensuring there are local pathways to identify and change the behaviour of people involved in activities that cause drug-related harm				
3.1.1	GMP will conduct a review and implement changes to increase Drug Testing on arrest for ‘trigger’ offences as well as ‘non-trigger’ offences which require an Inspector’s authority, particularly where offences are connected to Domestic Abuse	<u>GM Outcomes Framework</u> <b>4. Outcome: Increase Engagement in Treatment</b> 4.5 Proportion of people in the criminal justice system with an identified substance misuse need that receive appropriate treatment	GMP	TBC

Ref.	Priority/Strategic Objective/ Action/Activity	Measure/Quality Standard	Lead (organisation/s)	Timeframe
3.1.2	Commission a review of force systems and processes relating to drugs by specialist consultant Jason Kew	<u>GM Outcomes Framework</u> <b>4. Outcome: Increase Engagement in Treatment</b> 4.5 Proportion of people in the criminal justice system with an identified substance misuse need that receive appropriate treatment	GMP GMCA	TBC
Strategic Objective 3.2: Delivering school-based prevention and early intervention – ensuring that all pupils receive a co-ordinated and coherent programme of evidence-based interventions to reduce the chances of them using drugs Strategic Objective 3.3: Supporting young people and families most at risk of substance misuse or criminal exploitation – co-ordinating early, targeted support to reduce harm within families that is sensitive to all the needs of the person or family and seeks to address the root causes of risk				
3.2.1	GMCA and local commissioners will work with Children’s Services and/or Education Services to review current universal prevention delivered through schools	<u>GM Outcomes Framework</u> <b>7. Outcome: Reduce prevalence of drug and alcohol use</b> 7.3 Proportion of individuals reporting use of drugs in the last year; 16-24 years 7.4 Proportion of pupils aged 11-15 who took drugs in the last year	Local Authorities GMCA	TBC
3.2.2	GMCA, local commissioners and service providers will undertake Best Practice Audits of work between young people’s treatment services and complex safeguarding teams	<u>GM Outcomes Framework</u> <b>7. Outcome: Reduce prevalence of drug and alcohol use</b> 7.3 Proportion of individuals reporting use of drugs in the last year; 16-24 years 7.4 Proportion of pupils aged 11-15 who took drugs in the last year	Local Authorities GMCA	TBC
3.2.3	GMCA, local commissioners and service providers will undertake the Hidden Harm Audit Tool to ensure best practice	<u>GM Outcomes Framework</u> <b>7. Outcome: Reduce prevalence of drug and alcohol use</b>	Local Authorities GMCA	TBC



Ref.	Priority/Strategic Objective/ Action/Activity	Measure/Quality Standard	Lead (organisation/s)	Timeframe
	is in place at young people's treatment services	7.3 Proportion of individuals reporting use of drugs in the last year; 16-24 years 7.4 Proportion of pupils aged 11-15 who took drugs in the last year		

## 2. Local authority: **Oldham** agreed targets & measures

Local authority planning submissions to OHID include 6 measures intended to improve the delivery of substance misuse services. The measures, and where applicable targets, are shown below.

Local authorities have governance structures in place to manage treatment system development at a local level.

### 2.1 Numbers in treatment

There is a central government ambition to increase the number of clients in treatment by 20% compared to the 2021/22 baseline. Table 1 shows the combined numbers in treatment baseline and planned increases from 2022 to 2025 for all the GM authorities. Table 2 shows the data by local authority area.

Table 1 - Greater Manchester total

	Baseline 2021/22	Planned NIT			Planned % increase 2021/22 to 2024/25
	2022/23	2023/24	2024/25		
<b>All adults</b>	<b>20,349</b>	<b>21,065</b>	<b>22,286</b>	<b>24,129</b>	<b>19%</b>
<i>Opiates</i>	9,328	9,576	1,0091	10,707	15%
<i>Non-opiates</i>	5,154	5,359	5,708	6,247	21%
<i>Alcohol</i>	5,867	6,130	6,488	7,175	22%
<b>Young People</b>	<b>852</b>	<b>958</b>	<b>1,132</b>	<b>1,386</b>	<b>63%</b>

Table 2 – Greater Manchester by local authority

		Baseline 2021/22	Planned NIT			Planned % increase 2021/22 to 2024/25
		2022/23	2023/24	2024/25		
Oldham	<b>All adults</b>	1,630	1,712	1,793	1,956	20%
	<b>Young People</b>	56	64	72	84	50%

## 2.2 Reduce drug and alcohol deaths

There is a national ambition to reduce the annual number of drug and alcohol related deaths by 1,000 per year. This has not been translated into a numerical target at a local or regional level as numbers are very low and therefore small increases or decreases can have a significant impact. The GM aim is to reduce the overall number of drug and alcohol related deaths over the period of this Delivery Plan. Table 3 shows the recorded deaths in 2020 and deaths in treatment for 2020/21.

Table 3 – Drug and alcohol specific deaths (2020) and deaths in treatment (2020/21)

	Bolton	Bury	Manchester	Oldham	Rochdale	Salford	Stockport	Tameside	Trafford	Wigan	GM
<i>Number of deaths (2020)</i>											
Drug specific deaths				4							180
Alcohol specific deaths				23							195
<i>Deaths in treatment (2020/21)</i>											
Death in treatment - opiate users				18							218
Death in treatment - non-opiate users				0							15
Death in treatment - alcohol only				6							233

### 2.3 Workforce

Increasing the capacity and skill base of the treatment and commissioning workforce is critical to delivering improved and expanded services. There is no numerical target for increasing the workforce but Table 4 shows the proposed recruitment in 2022/23.

Table 4 – Existing and planned workforce for 2022/23 combined across GM

Workforce category	Existing posts (FTE)	Planned recruitment (FTE)	% increase
Social workers	15.79	3	19%
Pharmacists	1.14	0	0%
Nurses	50.64	9.5	19%
Addiction psychiatrists	4.79	0.5	10%
Other doctors	3.29	2.75	84%
Consultant psychologists	1.14	1.17	103%
Practitioner psychologists	0	2.1	
Assistant psychologists	0	2.1	
Drug and alcohol workers	311.79	90.6	29%
<i>Criminal justice drug and alcohol workers</i>	7.5	32.5	433%
<i>Young peoples' drug and alcohol workers</i>	52.2	14.5	28%
<i>Other drug and alcohol workers</i>	253.09	43.6	17%
Service managers	65.05	16.1	25%
Local council commissioners/coordinators/ analysts	17.1	8.14	48%

## 2.4 Continuity of Care

There is a national ambition for 75% of prison releases requiring substance misuse support to be transferred into community treatment within 3-weeks of release. Table 5 show the 2021/22 baseline and local area ambitions over three years. It is noted that not all local areas are indicating an intention to match the national ambition, the local targets take into account differing circumstances and have been signed off by OHID.

Table 5 – Percentage of prison releases

	Baseline	Year 1	Year 2	Year 3
	2021-22	2022-23	2023-24	2024-25
<b>Bolton</b>				
<b>Bury</b>				
<b>Manchester</b>				
<b>Oldham</b>	<b>52%</b>	<b>60%</b>	<b>70%</b>	<b>85%</b>
<b>Rochdale</b>				
<b>Salford</b>				
<b>Stockport</b>				
<b>Tameside</b>				
<b>Trafford</b>				
<b>Wigan</b>				
<b>GM average</b>	<b>52%</b>	<b>60%</b>	<b>72%</b>	<b>77%</b>

## 2.5 Residential rehab

There is a national ambition for 2% of clients receiving treatment at community services to access residential rehabilitation placements. Table 6 shows the 2018/21 baseline average for each local authority area.

Table 6 – Percentage accessing residential rehabilitation

	Baseline 2018-21 average	Proportion of adults in residential rehab as a proportion of all adults in treatment (2018-21)	Year 1 2022-23	Year 2 2023-24	Year 3 2024-25
<b>Bolton</b>					
<b>Bury</b>					
<b>Manchester</b>					
<b>Oldham</b>	<b>35</b>	<b>2.6%</b>	<b>37</b>	<b>39</b>	<b>42</b>
<b>Rochdale</b>					
<b>Salford</b>					
<b>Stockport</b>					
<b>Tameside</b>					
<b>Trafford</b>					
<b>Wigan</b>					
<b>GM</b>	<b>239</b>	<b>1.4%</b>	<b>277</b>	<b>320</b>	<b>400</b>